



The SP-Walker provides semi-pneumatic support with Aircast® semi-rigid shell protection. Foam-filled aircells cushion the ankle for customized comfort and support. This support is effective in fracture healing, managing edema, and post-op protection.

The SP-Walker features:

- Anthropometric shell support
- Custom inflated aircells for individual fit and support
- Pneumatic compression for improved blood flow and edema management
- Lightweight design
- Low profile for a natural gait

INSTRUCTIONS: (A sock will enhance comfort [not supplied])

1 Prepare brace

Unfasten straps, remove front panel, and open liner.

2 Apply brace

While seated, place foot in brace. Position heel in back of brace and pull liner forward to remove any wrinkles (Fig. 1). Wrap liner around foot then ankle, smooth wrinkles, and secure (Fig. 2). Position front panel so that Aircast logo is over the toes. Secure front panel with lower part inside brace, and upper part outside brace. Secure straps from bottom to top (Fig. 3). Tighten until snug and comfortable.

3 Adjust aircell compression

SP-Walker aircells are initially deflated. To inflate aircells, firmly insert the “inflate” tip of hand bulb into valve and squeeze until aircell feels snug (Fig. 4). Begin with valve on inside of leg, then valve on outside of leg.

In the case of over-inflation, deflate aircells. To deflate aircells, insert the “deflate” tip of hand bulb into valve and squeeze until pressure is comfortable.

Higher pressure gives more support when walking, lower pressure is more comfortable when sitting or reclining. (Pressure can also be adjusted by tightening or loosening straps.)

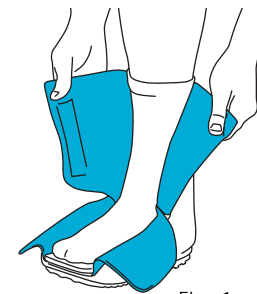


Fig. 1



Fig. 2

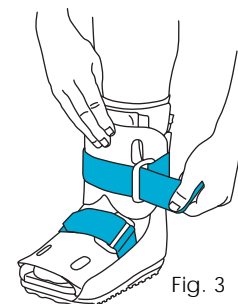


Fig. 3

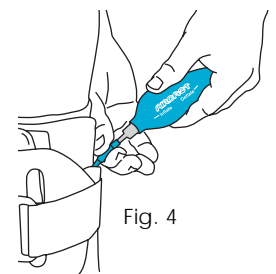


Fig. 4

CAUTION

Like all lower extremity immobilizers, such as casts or braces, patients without sensation (i.e. post-op anesthesia, neuropathies, etc.) should be monitored frequently for “hot spots,” skin irritation or wound management.

WARNING

Do not over-inflate aircells. Improper aircell inflation may cause significant skin irritation in patients with diabetic neuropathy. Reduce aircell compression with any visual skin changes or reported discomfort. Do not use this device on patients incapable of communicating physical discomfort.

HIGH ALTITUDE

At high altitudes the aircells will expand beyond their optimal level. Adjust aircell pressure by tightening or loosening straps.

CARE

The SP-Walker foam liner may be hand-washed in cold water with mild detergent and air-dried. Do not put in dryer or use other heat source to dry.

LATEX All Aircast products are latex-free.

WARRANTY POLICY

Satisfaction—Aircast will provide prompt refund for any product that does not satisfy the physician for any reason whatsoever.

Durability—Aircast braces are designed to last for as long as required by the original patient. Aircast may, at its discretion, furnish a replacement for any part that becomes unserviceable from normal use during this time, provided the defective part is returned to Aircast for analysis.